

DAILY MARKET UPDATE - April 15, 2024



Early Morning Update

The May '24 natural gas contract is trading down \$0.06 at \$1.71. The May '24 crude oil contract is down \$0.76 at \$84.90.

Summary

Last week, natural gas prices saw a slight dip in the near-term, but all future calendar strip pricing saw upward movement. The prompt month was down \$0.02, the 12-month strip moved up \$0.04, Calendar Strip 2025 moved up \$0.09, and Calendar Strips 2026-2029 all moved up around \$0.15. Natural gas production continues to remain at the lowest levels we have seen all year. Last week, natural gas production averaged around 100 Bcf/d, which is down over 6.0 Bcf/d from the all-time high that was set in November. The decrease in production is largely offset by lower demand in April. Total demand last week averaged around 94 Bcf/d. The dip in demand was mainly due to smaller res/com heating demand and LNG export feedgas demand. Demand for the next few weeks is forecasted to remain lower, largely due to the warmer temperatures that are expected across the United States for the remainder of the month. The weather this week is expected to be warmer than normal for the entire United States, before returning to near normal temperatures nationwide for the weekend.

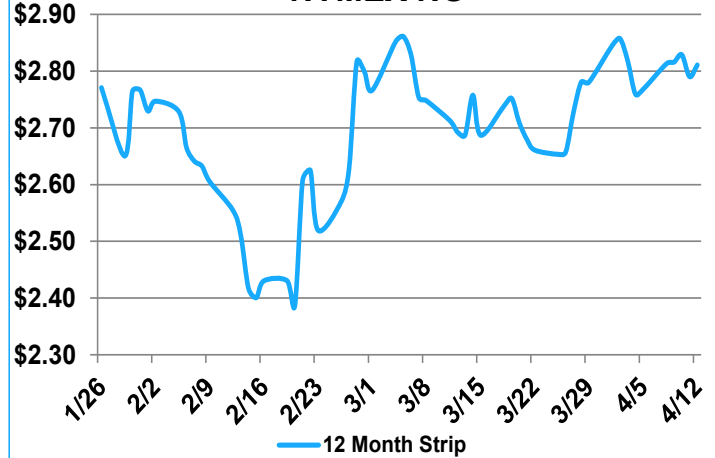
Bearish Factors

- Abundant natural gas storage
- LNG exports down from all-time high
- Mild weather

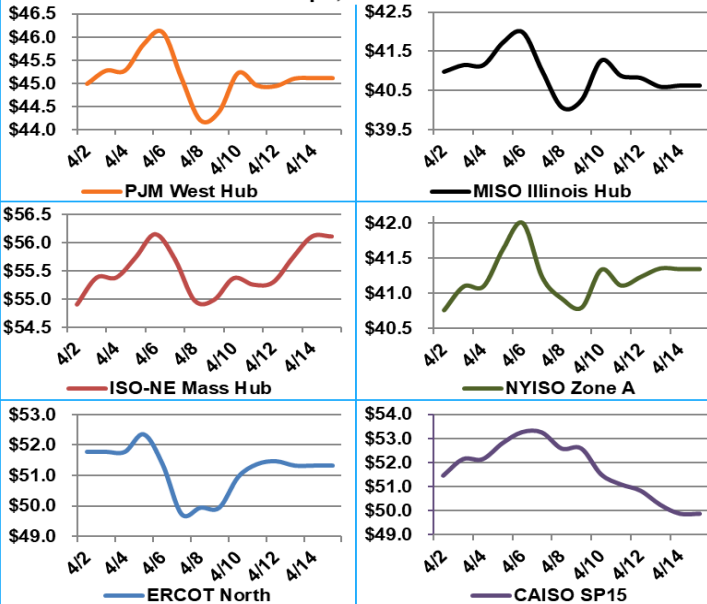
Bullish Factors

- Natural gas production cuts
- Future LNG export growth
- Gas-only rig counts down

NYMEX NG



12 Month Strips, ATC Power Prices



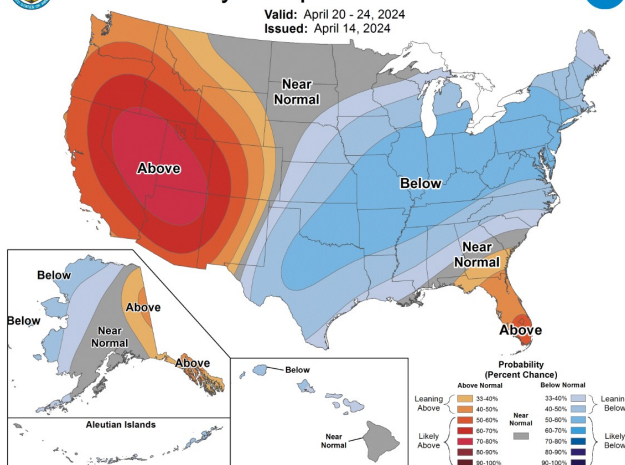
Next Day On-Peak Power (traded for 4/15/2024)

ISO-NE Mass Hub \$26.46	MISO Indiana Hub \$31.61	NYISO Zone G \$25.95	
PJM West Hub \$38.70	ERCOT North \$13.38	CAISO SP15 -\$3.60	
NYMEX NG		Close	Change
May-24	1.770	0.006	
Jun-24	2.029	0.029	
12-Month	2.811	0.021	
Cal 25	3.525	0.025	
Cal 26	3.940	0.053	

EIA Natural Gas Storage

EIA Reported Storage (Bcf)	This Week	Last Week	Last Year	5-Year Avg.
Total	2,283	2,259	1,848	1,650
Diff v. Current		24	435	633
% Diff			23.5%	38.4%

6-10 Day Temperature Outlook



8-14 Day Temperature Outlook

